

DISNEY DREAM® & DISNEY FANTASY® DECK PLANS



STATEROOM AMENITIES
Staterooms have tub/shower, flat-screen TV, ample closet space, in-room safe, hair dryer, phone with voicemail messaging and individual climate control.

Exact amenities described may vary slightly depending on stateroom location. Stateroom Categories subject to change.

CATEGORY & SHIP ACCOMMODATIONS

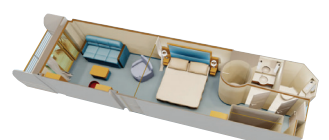
R	Concierge Royal Suite with Verandah
T	Concierge 1-Bedroom Suite with Verandah
V	Concierge Family Oceanview Stateroom with Verandah
4A	Deluxe Family Oceanview Stateroom with Verandah
4B	Deluxe Family Oceanview Stateroom with Verandah
4C	Deluxe Family Oceanview Stateroom with Verandah
4D	Deluxe Family Oceanview Stateroom with Verandah
4E	Deluxe Family Oceanview Stateroom with Verandah
5A	Deluxe Oceanview Stateroom with Verandah
5B	Deluxe Oceanview Stateroom with Verandah
5C	Deluxe Oceanview Stateroom with Verandah
5D	Deluxe Oceanview Stateroom with Verandah
5E	Deluxe Oceanview Stateroom with Verandah
6A	Deluxe Oceanview Stateroom with Verandah
6B	Deluxe Oceanview Stateroom with Verandah
7A	Deluxe Oceanview Stateroom with Navigator's Verandah
8A	Deluxe Family Oceanview Stateroom
8B	Deluxe Family Oceanview Stateroom
8C	Deluxe Family Oceanview Stateroom
8D	Deluxe Family Oceanview Stateroom
9A	Deluxe Oceanview Stateroom
9B	Deluxe Oceanview Stateroom
9C	Deluxe Oceanview Stateroom
9D	Deluxe Oceanview Stateroom
10A	Deluxe Inside Stateroom
11A	Standard Inside Stateroom
11B	Standard Inside Stateroom
11C	Standard Inside Stateroom




CONCIERGE ROYAL SUITE WITH VERANDAH (Category R)
One master bedroom with queen-size bed, one wall pull-down double bed, and one wall pull-down single bed in living room, two bathrooms, rain shower, whirlpool tub, living room, dining salon, pantry, wet bar, walk-in closets.
SLEEPS 5 • 1,781 SQ. FT., INCLUDING VERANDAH



CONCIERGE 1-BEDROOM SUITE WITH VERANDAH (Category T)
One bedroom with queen-size bed, living area with double convertible sofa, one wall single pull-down bed in living room, walk-in closets, whirlpool tub, wet bar, two bathrooms with rain shower, private verandah.
SLEEPS 5 • 622 SQ. FT., INCLUDING VERANDAH



CONCIERGE FAMILY OCEANVIEW STATEROOM WITH VERANDAH (Category V)
Queen-size bed, double convertible sofa, upper berth pull-down bed, full bath with round tub and shower, plus half bath.
SLEEPS 5 • 306 SQ. FT., INCLUDING VERANDAH



DELUXE FAMILY OCEANVIEW STATEROOM WITH VERANDAH (Category 4)
Queen-size bed, single convertible sofa, wall pull-down bed (in most) and upper berth pull-down bed (in some), split bath with round tub (in most) and shower.
SLEEPS 4-5 • 299 SQ. FT., INCLUDING VERANDAH



DELUXE OCEANVIEW STATEROOM WITH VERANDAH (Categories 5, 6 and 7)
Queen-size bed, single convertible sofa, upper berth pull-down bed (in some), split bath with tub and shower.
SLEEPS 3-4 • 246 SQ. FT., INCLUDING VERANDAH



DELUXE FAMILY OCEANVIEW STATEROOM (Category 8)
Queen-size bed, single convertible sofa, wall pull-down bed (in most) or upper berth pull-down bed (in some), split bath with round tub and shower (in most).
SLEEPS 3-5 • 241 SQ. FT.



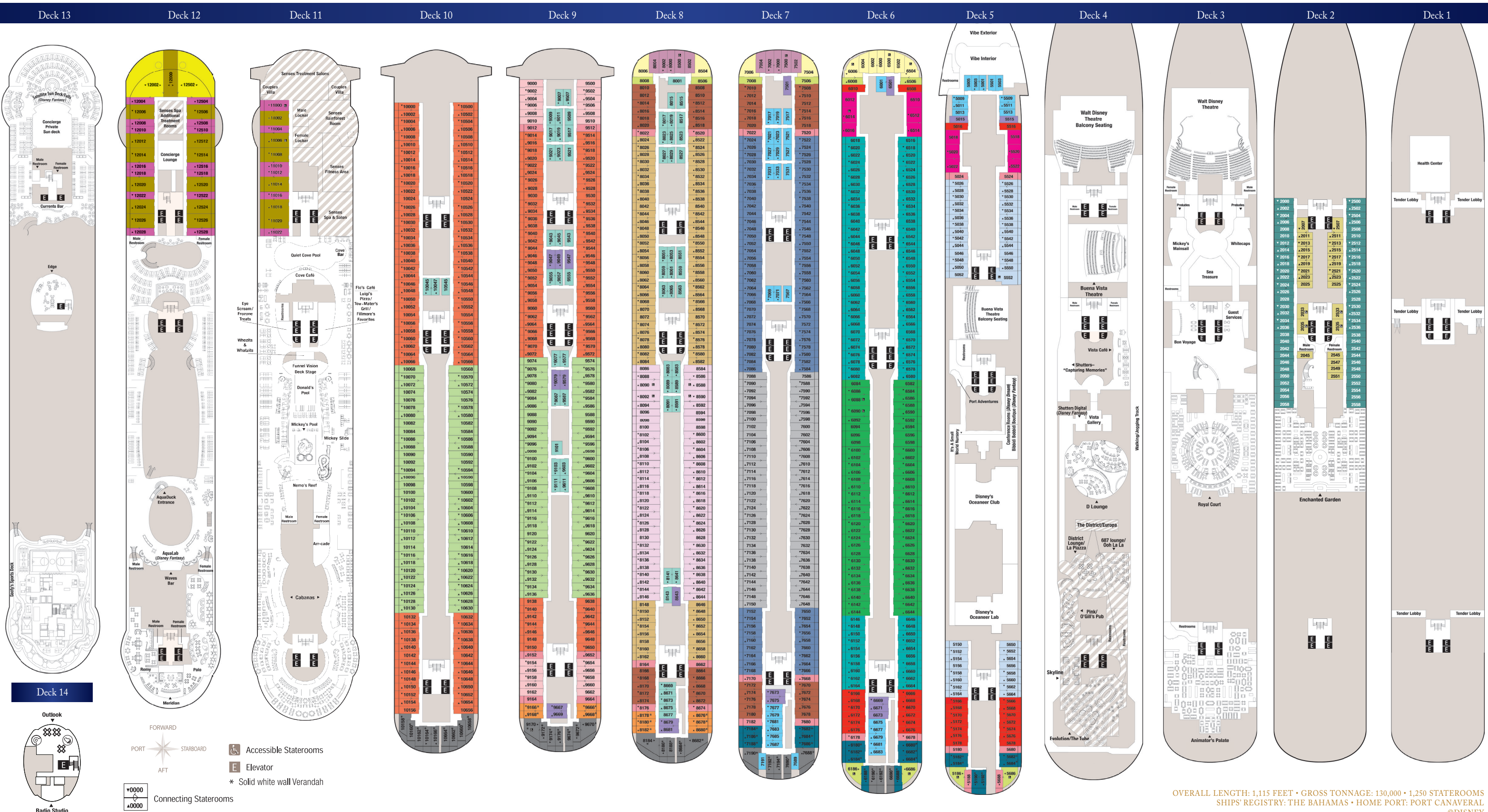
DELUXE OCEANVIEW STATEROOM (Category 9)
Queen-size bed, single convertible sofa, upper berth pull-down bed (in some), split bath with tub and shower.
SLEEPS 3-4 • 204 SQ. FT.



DELUXE INSIDE STATEROOM (Category 10)
Queen-size bed, single convertible sofa, upper berth pull-down bed (in some), split bath with tub and shower.
SLEEPS 3-4 • 204 SQ. FT.



STANDARD INSIDE STATEROOM (Category 11)
Queen-size bed, single convertible sofa, upper berth pull-down bed (in some), bath with tub and shower.
SLEEPS 3-4 • 169 SQ. FT.



OVERALL LENGTH: 1,115 FEET • GROSS TONNAGE: 130,000 • 1,250 STATEROOMS
SHIPS' REGISTRY: THE BAHAMAS • HOME PORT: PORT CANAVERAL
©DISNEY

DISNEY MAGIC® & DISNEY WONDER® DECK PLANS



STATEROOM AMENITIES
Staterooms have tub/shower, flat-screen TV, ample closet space, in-room safe, hair dryer, phone with voicemail messaging and individual climate control.

Exact amenities described may vary slightly depending on stateroom location. Stateroom Categories subject to change.

CATEGORY & SHIP ACCOMMODATIONS



CONCIERGE ROYAL SUITE WITH VERANDAH (Category R)

Two bedrooms (one with queen-size bed; one with two twin beds and two pull-down upper berths), two and a half bathrooms including whirlpool tubs, living room, media library with wall pull-down bed, dining salon, pantry, wet bar and walk-in closets.

SLEEPS 7 • 1,029 SQ. FT., INCLUDING VERANDAH



CONCIERGE 2-BEDROOM SUITE WITH VERANDAH (Category S)

Two bedrooms (one with queen-size bed; one with two twin beds and two pull-down upper berths), whirlpool tub, living area with convertible sofa, walk-in closets, wet bar, DVD player, two bathrooms, private verandah, Concierge service.

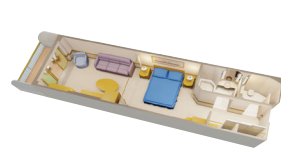
SLEEPS 7 • 945 SQ. FT., INCLUDING VERANDAH



CONCIERGE 1-BEDROOM SUITE WITH VERANDAH (Category T)

Queen-size bed, wall pull-down bed (in most), living area with double convertible sofa, upper berth, walk-in closets, wet bar, DVD player, two bathrooms, private verandah, Concierge service.

SLEEPS 4-5 • 614 SQ. FT., INCLUDING VERANDAH



DELUXE FAMILY OCEANVIEW STATEROOM WITH VERANDAH (Category 4)

Queen-size bed or two twin beds, single convertible sofa, pull-down upper berth (in most), privacy divider, split bath, private verandah.

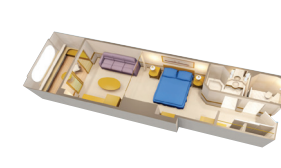
SLEEPS 5 • 304 SQ. FT., INCLUDING VERANDAH



DELUXE OCEANVIEW STATEROOM WITH VERANDAH (Category 5 and 6)

Queen-size bed or two twin beds, single convertible sofa, pull-down upper berth (in some) privacy divider, split bath, private verandah.

SLEEPS 3-4 • 268 SQ. FT., INCLUDING VERANDAH



DELUXE OCEANVIEW STATEROOM WITH NAVIGATOR'S VERANDAH (Category 7)

Queen-size bed or two twin beds, single convertible sofa, privacy divider, split bath, enclosed private verandah with limited views.


SLEEPS 3 • 268 SQ. FT., INCLUDING VERANDAH



DELUXE OCEANVIEW STATEROOM (Category 9)

Queen-size bed or two twin beds, single convertible sofa, pull-down upper berth (in some), privacy divider, split bath, window view.

SLEEPS 3-4 • 214 SQ. FT.



DELUXE INSIDE STATEROOM (Category 10)

Queen-size bed or two twin beds, single convertible sofa, pull-down upper berth (in some), privacy divider, split bath.

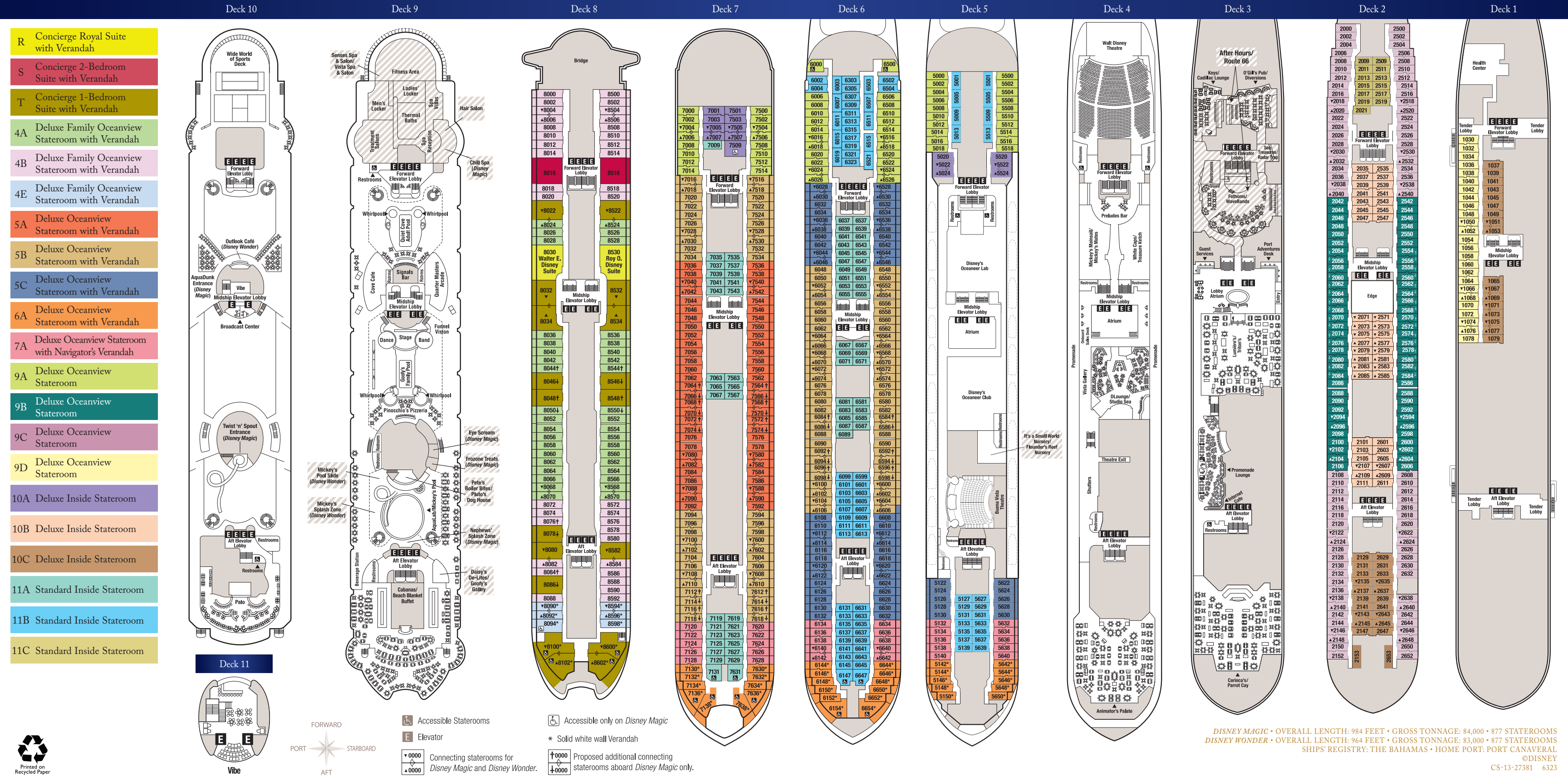
SLEEPS 4 • 214 SQ. FT.



STANDARD INSIDE STATEROOM (Category 11)

Queen-size bed or two twin beds, single convertible sofa, pull-down upper berth (in some), privacy divider, bath.

SLEEPS 3-4 • 184 SQ. FT.



DISNEY MAGIC • OVERALL LENGTH: 984 FEET • GROSS TONNAGE: 84,000 • 877 STATEROOMS
DISNEY WONDER • OVERALL LENGTH: 964 FEET • GROSS TONNAGE: 83,000 • 877 STATEROOMS
SHIPS' REGISTRY: THE BAHAMAS • HOME PORT: PORT CANAVERAL
©DISNEY
CS-13-27381 6/23